

# Wondex User's Guide

Version 1.0





# Hello!

Thank you for your interest in Wondex.

Wondex is teaching aid system that combines creative idea and technology to create “Playful Learning Experience” which encourage kids (1.5 to 5 year-old) to explore, imagine, and connect.

Wondex is also designed to support teaching process and reduce teacher’s workload by providing a variety of ready-to-use teaching resources, fun educational games, inspired activities, and customizable worksheets.

Hope you enjoy,

Wondex...Wonderful Experience

# Content

Getting Started	4
Vocabulary	6
Pictionary	7
Quiz	8
Worksheet	9
Flashcard	10
Register Tag	11
Contact Us	12

# Getting Started

## Components

Basic components for starting with Wondex are composed of;

### 1. Wondex Website

Web Application recommended run on Chrome browser.

### 2. Wondex Reader

Plug & Play USB reader working with Wondex Tag.

### 3. Wondex Tag

Re-configurable tag attached to toy or physical object.

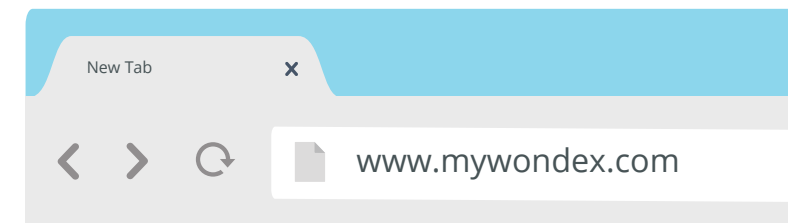
### 4. Wondex Toy

Ready-to-use toy neatly attached with Wondex Tag.



## Set-up

1. Access to Wondex Website ([www.mywondex.com](http://www.mywondex.com)).



2. Create an account by clicking on "Sign Up" button or log in to Wondex Web Application by clicking on "Log In" button.



3. Connect Wondex Reader to computer/laptop by using USB Cable.





## Vocabulary


Play and learn truly together.

### Objective:

Self-driven learning which helps kids explore vocabulary, spelling, and related sound from toys, educational tools, or even physical objects in the classroom by themselves.


### Step:

1. Go to "Vocabulary".
2. Pick Wondex Toy, educational tool, or physical object in the classroom.\*
3. Place it on the Wondex Reader.



### \* Note:

Educational tool and physical object are already attached with configured Wondex Tag.



## Pictionary

The interactive dictionary which is the combination between "Picture" and "Dictionary".

### Objective:

To help kids categorize word and easily learn vocabulary, spelling, and related sound from picture.

### Step:

1. Go to "Pictionary".
2. Choose "Category".
3. Click on each item or place matched Wondex Toy on th reader.





## Quiz

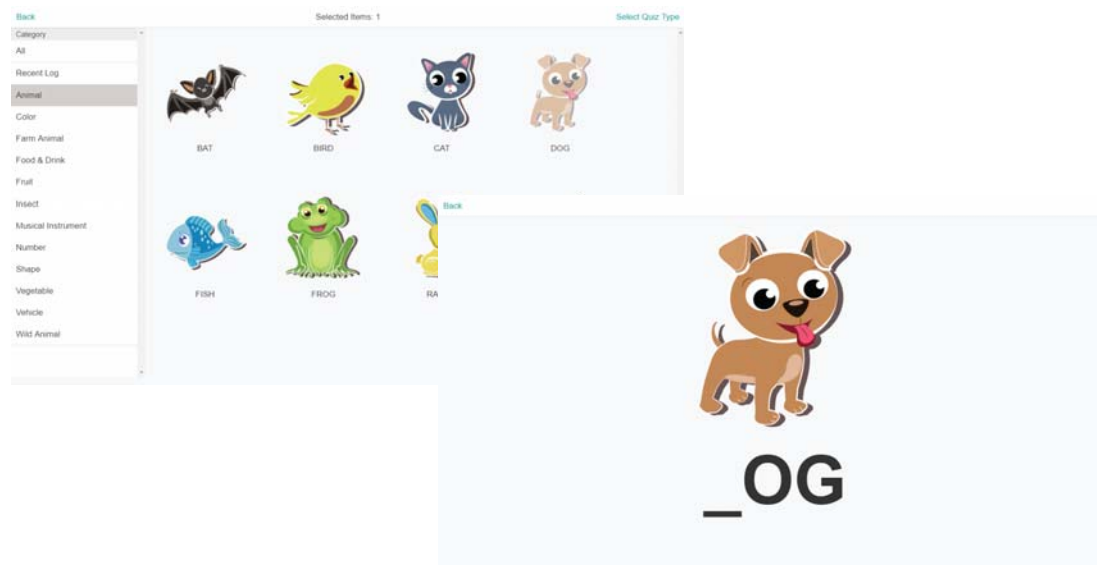
Fun and Interactive problem-solving tool.

### Objective:

To help kids practice vocabulary, spelling, and critical-thinking.

### Step:

1. Go to “Quiz”.
2. Choose “Category” and select item.
3. Select “Quiz Type” to create quiz.
  - Match Item with Picture
  - Match Item with Vocabulary
  - Match Item with Sound
  - Find the Missing Letter
4. Place Wondex Toy on the reader to answer quiz.
5. To personalize quiz based on learning log, choose “Recent Log” and select item.



## Worksheet

Teacher friendly tool which makes worksheet creating easier.

### Objective:

To help teachers create or customize worksheet to practice kids based on learning log or skill level.


### Step:

1. Go to “Worksheet”.
2. Choose “Category” and select item.\*
3. Select “Worksheet Template” to create worksheet and print.
  - Trace & Match
  - Unscramble
  - Word Search
  - Etc.
4. To personalize worksheet based on learning log, choose “Recent Log” and select item.



### \* Note:

Maximum 6 items for 1 worksheet.



## Flashcard

Teacher friendly tool which makes flashcard creating easier.

### Objective:

To help teachers reduce workload when preparing educational tool i.e. flashcard.

### Step:

1. Go to "Flashcard".
2. Choose "Category" and select item.\*
3. Click "Select" to create flashcard and print.



### \* Note:

Maximum 2 items for 1 worksheet.



## Register Tag

Transform traditional toy or activity to be more fun and inspired.

### Objective:

To help teachers apply traditional toy, educational tool, physical object in the classroom, or even paper craft model to be compatible with Wondex.

### Step:

1. Go to "Regier Tag".
2. Place Wondex Tag on the reader.
3. Select item and click "Save".
4. Attach Wondex Tag to matched object.







# Contact Us

Email Address: [info@mywondex.com](mailto:info@mywondex.com)

Phone: +66 81 614 3570